



## Medway Learning Disability Partnership Board Update Valuing People Priority - Jobs



The reason for this update is to:



1. Give the Medway Learning Disability Partnership Board the results of the Job Survey for people with learning disabilities

For more information contact:



Beth Peal - Medway Learning Disability Partnership Board Co-ordinator

Medway Learning Disability Partnership Board Co-ordinator

Adult Social Care

Floor 4, Gun Wharf,

Dock Road,

Chatham

Kent

ME4 4TR

01634 337569




[bethan.peal@medway.gov.uk](mailto:bethan.peal@medway.gov.uk)





## General Survey Information

Question 1. How many surveys were sent out and returned?

Who sent out the survey?	To?	Number of surveys sent out	Number of surveys returned (% returned)
 Mid Kent College	Students on the Mid Kent College Supported Learning courses (Both Medway and Maidstone college sites)	70	70 (100%)
 Medway Team for Adults With a Learning Disability	People who get a service from the Medway Team for Adults with a Learning Disability	420	100 (23.7%)
 Shout Out	Members of Shout Out Self-Advocacy Group	Unknown	7
<b>Total</b>		<b>490 +</b>	<b>177 (36%)</b>







### What do the results suggest?

- Roughly one in every 3 people who were sent a survey filled in and returned the survey.
- All Mid Kent College students filled in a survey and more people returned the survey than was expected from people who received a service from the Medway Team for Adults with a Learning Disability (based on other survey returns).
- 7 Shout Out members returned a completed survey - this number is too small to make general statements about the employment status and wishes of Shout Out members
- There are about 720 people are on the Medway Learning Disability Register.
  - The job survey was sent to 490 people, which is 68% of people on the Medway Learning Disability Register
  - 177 people returned a completed survey, which is 25% of people on the learning disability register.

## Summary of Survey Results



Question 2. How many people did the survey find out were in a paid job?





Survey results from?	 I have a paid job	 I do not have a paid job	 Didn't answer this question
 Mid Kent College students	7 (10%)	63 (90%)	0 (0%)
 People getting a service from the Medway Team for Adults with a Learning Disability	9 (9%)	82 (82%)	9 (9%)
 Shout Out	1	6	0
<b>Total of everyone that returned a survey</b>	<b>17 people (10%)</b>	<b>151 people (85%)</b>	<b>9 people (5%)</b>

### What does this question find out?

- 17 people with a learning disability (out of 177 people who returned the survey) have a have a paid job
- There was not much difference in the % of people that had a paid job who:
  - Went to college or
  - Got a service for the Medway Team for Adults with a Learning Disability
- The survey found 4 people, who were getting a service from the Medway Team for Adults with a Learning Disability, who had a job that the Council did not know about and this was taken forward with the Care Management Team.



### Question 3. How many people did the survey find were volunteers?








Results from?	<input checked="" type="checkbox"/> I am a volunteer	<input checked="" type="checkbox"/> I do not volunteer	 Didn't answer this question
 Mid Kent College students	10 (14%)	60 (86%)	0 (0%)
 People getting a service from the Medway Team for Adults with a Learning Disability	13 (13%)	76 (76%)	11 (11%)
 Shout Out	3	3	1
<b>Total of everyone that returned a survey</b>	<b>26 people (14.7%)</b>	<b>156 people (78.5%)</b>	<b>12 people (6.7%)</b>

#### What does this question find out?

- 26 people (out of 177 people who returned the survey) had a volunteering job
- Only 3 people who had both a volunteering job and a paid job
- There was not much difference in the volunteering rate of people who:
  - Went to college or the people
  - Got a service for the Medway Team for Adults with a Learning Disability
- The most of the people, who were getting a service from the Medway Team for Adults with a Learning Disability, that were volunteers, were not known by the Medway Team for Adults with a Learning Disability to be volunteers.



### Question 4. How many people wanted to have a paid job?








Results from?		 Yes	 No	 Don't know	 Didn't answer this question
	Mid Kent College students	56 (80%)	3 (4.2%)	8 (11.4%)	3 (4.2%)
	People getting a service from the Medway Team for Adults with a Learning Disability	38 (38%)	30 (30%)	21 (21%)	11 (11%)
	Shout Out	4	0	3	0
<b>Total of everyone that returned a survey</b>		<b>98 people (52%)</b>	<b>33 people (18.6%)</b>	<b>32 people (18%)</b>	<b>14 people (7.9%)</b>

#### What does this question find out?

- Although the rates of paid work and volunteering work were similar between Mid Kent College and the people who received a service from the Medway Team for Adults with a Learning Disability - this question found out there was a big difference in the amount (%) of people that wanted or aspired to have a paid job from these 2 services.
  - Double the amount (%) of people who got a service from the Medway Team for Adults with a Learning Disability (38%) at Mid Kent College (80 %) wanted a job.
- 46 people did not know if they wanted or job or did not answer this question (25% of people who returned a survey)
- Just over half of the people (52%) who returned a survey wanted a paid job.



## Question 5. What support did people need to have a paid job?




Where from?	To be able to have a paid job I need ....			
	 Transport to and from work	 Support in the work place	 Training	 Don't know
 Mid Kent College students	27 (38.5%)	23 (32.8%)	67 (95.7%)	4 (5.7%)
 People getting a service from the Medway Team for Adults with a Learning Disability	37 (37%)	47 (47%)	42 (42%)	13 (13%)
 Shout Out	1	3	3	0
<b>Total % of everyone that returned a survey</b>	<b>65 people (36.7%)</b>	<b>52 people (29.3%)</b>	<b>92 people (51.9%)</b>	<b>17 people (9.6%)</b>

### What does this question find out?

- Almost all students (65%) on courses at Mid Kent College thought that they needed more training to be work ready.
- 91% of all people who returned a survey thought that they needed more training in order to get a paid job
- Only just over a third of adults (36% 65 people) said that they would need transport to and from work
- People could choose more than one answer for this question.



## Question 6: Who have you asked for support to get you a job?




Where from?	Job Centre Plus	Job Agencies	Support workers	Medway Youth Trust	Care Management Team	SDS Co-ordinators	Family	Friends	Other	Nobody
 Mid Kent College students	10 (14.2%)	2 (2.9%)	1 (1.4%)	20 (28.4%)	1 (1.4%)	0 (0%)	24 (34.2%)	13 (18.5%)	2 (2.9%)	15 (21.4%)
 People getting a service from the Medway Team for Adults with a Learning Disability	9 (9%)	7 (7%)	12 (12%)	5 (5%)	8 (8%)	3 (3%)	10 (10%)	6 (6%)	0 (0%)	32 (32%)
 Shout Out	1	1	2	1	0	0	3	1	0	1
<b>Total of everyone that returned a survey</b>	<b>20 people 11.2%</b>	<b>10 people 5.6%</b>	<b>15 people 8.4%</b>	<b>26 people 14.7%</b>	<b>9 people 5%</b>	<b>3 people 1.7%</b>	<b>37 people 20.9%</b>	<b>20 people 11.3%</b>	<b>2 people 1.1%</b>	<b>48 people 27.1%</b>

### What does this question find out?

- The most popular answer that people chose about who they had asked for job support was "nobody" - just under half (48%) of all people who answered this question chose this answer.
- 20% of people who answered this question had asked their family for support to find a job.
- A quarter of people (25.9%) who returned the survey had asked either Medway Youth Trust or Job Centre Plus for job support
- People could give more than one answer to this question.



Question 7: When did you last ask for support to help you find a job?







Where from?	Less than 3 months ago	Between 3 and 6 months ago	More than 6 months	No reply
 <p>Mid Kent College students</p>	6 (8.5%)	3 (4.2%)	23 (32.8%)	0 (0%)
 <p>People getting a service from the Medway Team for Adults with a Learning Disability</p>	14 (14%)	5 (5%)	9 (9%)	50 (50%)
 <p>Shout Out</p>	1	1	2	3
<b>Total of everyone that returned a survey</b>	21 people (11.8%)	9 people (5%)	34 people (19.2%)	53 people (29.9%)

**What does this question find out??**

- Few people (11.8%) had asked for support to find a job in the last 3 months or last 6 months (5%)
- Under a fifth of people (19.2%) answering this question had asked for support to find a job more than 6 months ago.
- Half of those returning a questionnaire did not answer this question.
- This answer suggests that people with a learning disability are not asking people for support to find a job.



Question 8: Have you ever seen a Disability Employment Advisor at the Job Centre?

Where from?	 Yes	 No	 Don't know	Didn't answer this question
 Mid Kent College students	7 (10%)	63 (90%)	0 (0%)	0 (0%)
 People getting a service from the Medway Team for Adults with a Learning Disability	13 (13%)	61 (61%)	0 (0%)	26 (26%)
 Shout Out	5	3	0	0
<b>Total of everyone that returned a survey</b>	<b>25 people (14%)</b>	<b>126 people (71%)</b>	<b>0 people (0%)</b>	<b>26 people (14.6%)</b>

**What does this question find out?**

- 14% of people who had filled in a survey, had seen a Disability Employment Advisor
- Almost three-quarters of people (71%) who filled in a survey had not seen a Disability Employment Advisor at the Job Centre

## Other findings from the survey:



- Over 90% of people did not reply to the questionnaire on the survey asking people whether they knew why they did not have a paid job. The people who replied to this question thought it was because they "were at college", "had severe autism", "there was not a chance that they would get a job"
- People who returned the survey wanted to be in a variety of different paid jobs.



## Summary of findings from the job survey 2011



### - Job surveys were sent to:

- o Students on Mid Kent College Supported Learning courses
- o People who get a service from the Medway Team for Adults with a Learning Disability
- o Members of Shout Out Advocacy Group



### - How many job surveys were sent out and returned?

- o Over 490 job surveys were sent out and 177 surveys were returned

### - How many jobs did the survey find?

- o 17 people out of 177 people have a paid job (10%)
- o 23 people out of 177 people volunteer
- o Only 3 people out of 177 have a paid job and volunteer
- o Just over half the people who returned the survey wanted a paid job.





### - What support did people need to have a paid job?

- Just over a third (36.7%) of people, who returned a survey, thought that they needed transport being provided to and from work to get a paid job.
- Just under a third (29.3%) of people, who returned a survey, thought that to keep a paid job they would need support in a workplace.
- Just over half (51%) of people, who returned a survey, thought they needed more training to get a paid job.
- Nearly every all (95.7%) of people who went to Mid Kent College supported learning courses thought that they needed more training to get a paid job.



### Who did people ask for job support?

- Just under half (48%) of the people who returned a survey and answered this question said that they had asked 'nobody' for job support.
- A quarter of people (25.9%) who returned a survey, said that they had asked either Medway Youth Trust or Job Centre Plus for job support.
- A fifth (20%) of people, who returned a survey, said that they had asked their family to support to find a paid job.



### When did people ask last ask for job support?

- 16.8% of people, who returned a survey, said that they had asked for help to find a paid job in the last 6 months.



- 19.2% of people, who returned the survey, said that they had asked over 6 months ago for support to find a paid job
- Half the people who returned a survey did not answer this question.

### What did the survey find out about Disability Employment Advisors?

- 14% of people who returned the survey had seen a Disability Employment Advisor
- 71% of people who returned the survey said that they had not seen a Disability Employment Advisor

